



**HEYDAR ALIYEV**  
THE NATIONAL LEADER OF THE AZERBAIJANI NATION

ÇAP ÜÇÜN DEYİL

English as a foreign language

# English Happy Campers 1 Student Book

Patricia Acosta  
Angela Padrón

Please send your inquiry, comments and suggestions  
to us at the following email address: [derslik@edu.gov.az](mailto:derslik@edu.gov.az)  
We thank you for the cooperation.



















macmillan  
education

# Contents

Scope and Sequence . . . . .	5
Welcome . . . . .	6
Unit 1 . . . . .	8
Unit 2 . . . . .	14
Unit 3 . . . . .	20
Unit 4 . . . . .	26
Unit 5 . . . . .	32
Unit 6 . . . . .	38
Unit 7 . . . . .	44
Unit 8 . . . . .	50



# Scope and Sequence

Unit	Pages	Vocabulary	Grammar	Teamwork Activity
<b>1</b>	8-13	<b>Numbers:</b> 1-10 <b>Greetings:</b> hi, hello <b>Farewell:</b> bye	What's your name? My name's Tom. How old are you? I'm six.	Number Memory Game 
<b>Extra Practice</b>  <b>Skills Book:</b> Pages 4-9				
<b>2</b>	14-19	<b>Feelings:</b> happy, sad, sick, mad, shy, scared, excited, tired	Are you happy? Yes, I am. / No, I'm not. How are you? I'm fine, thank you.	Feelings Game 
<b>Extra Practice</b>  <b>Skills Book:</b> Pages 10-15				
<b>3</b>	20-25	<b>School Supplies:</b> crayon, pencil, eraser, pencil case, book, backpack, notebook, pen	I have a pencil. I have an eraser. This is my pencil.	School Time Matching Game 
<b>Extra Practice</b>  <b>Skills Book:</b> Pages 16-21				
<b>4</b>	26-31	<b>Colours:</b> red, orange, yellow, green, blue, purple, pink, brown	What colour is it? It's blue. My pencil is blue. My favourite colour is blue.	Colour Game 
<b>Extra Practice</b>  <b>Skills Book:</b> Pages 22-27				
<b>5</b>	32-37	<b>Clothes:</b> shirt, jacket, pants, skirt, shoes, sneakers, T-shirt, cap	My shirt is yellow. My shoes are pink. I have two red shirts.	Suitcase Game 
<b>Extra Practice</b>  <b>Skills Book:</b> Pages 28-33				
<b>6</b>	38-43	<b>Parts of the Body:</b> eye, ear, mouth, nose, teeth, head, hand, finger, leg	This is my head. These are my ears. I have two hands.	Crazy Creature Game 
<b>Extra Practice</b>  <b>Skills Book:</b> Pages 34-39				
<b>7</b>	44-49	<b>Family:</b> grandma, grandpa, mom, dad, sister, brother <b>Pets:</b> dog, cat	This is my grandma. These are my brothers. My grandma is happy.	Happy Family Game 
<b>Extra Practice</b>  <b>Skills Book:</b> Pages 40-45				
<b>8</b>	50-55	<b>Animals:</b> cow, goat, donkey, rooster, duck, horse, rabbit, sheep	What is it? It's a cow. Is it a rabbit? Yes, it is. / No, it isn't.	Animal Charades Game 
<b>Extra Practice</b>  <b>Skills Book:</b> Pages 46-51				



# Welcome to HAPPY CAMPER!

## Legend



: Act it out.



: Count.



: Echo.



: Find.



: Listen.



: Listen and cheer.



: Happy Chat!



: Look.



: Play.



: Point.



: Say.



: Sing.



: Skills Book.





## The Happy Campers Song

Clap your hands  
And move your feet!  
Let's have fun,  
Dance to the beat!  
Happy Campers everywhere!  
Happy Campers, hands in the air!  
Spin around! Move your feet!  
Hands up high! Clap to the beat!



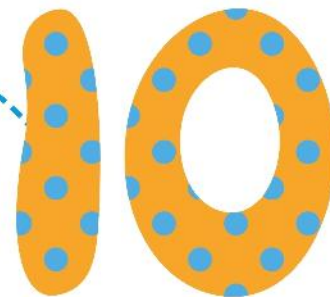
# UNIT 1

## Lesson 1

1



04



2



05



1. Listen and point.

2. Listen. Then echo.



3



06



4



Page 4

3. Listen and sing. Then act it out.

4. Skills Book Page 4.

## Lesson 2

1



07



## Nate and Kate



1. Listen and look.



2



08



3



4



Page 5

2. Grammar Cheer! Listen and cheer.

3. Happy Chat! Talk with a friend.

4. Skills Book Page 5.

# Lesson 3

## Play

1



It's 7!






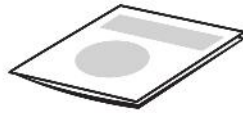
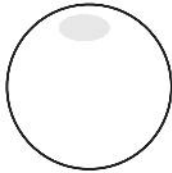
1. Play the Number Memory Game! Skills Book Pages 6–7.



# Lesson 4

Round Up!

1   $\rightarrow \frac{1}{3} \frac{2}{3}$  



2  Page 9

1. Find, count, and say.

2. Skills Book Page 9.


# UNIT 2

## Lesson 1

1



12



2



13



1. Listen and point.

2. Listen. Then echo.



3



14



4



Page 10

3. Listen and sing. Then act it out.

4. Skills Book Page 10.

## Lesson 2

1



15



## Nate and Kate



1. Listen and look.





2. Grammar Cheer! Listen and cheer.

3. Happy Chat! Talk with a friend.

4. Skills Book Page 11.

# Lesson 3

## Play



1



1. Play the Feelings Game! Skills Book Pages 12–13.

# Lesson 4

Round Up!

1



2



Page 15

1. Point and say.

2. Skills Book Page 15.



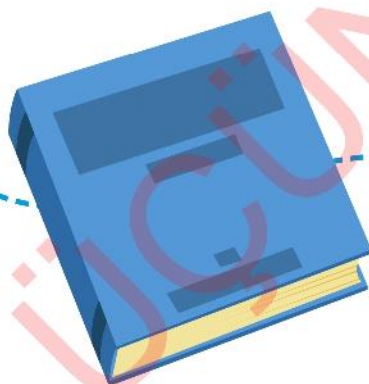

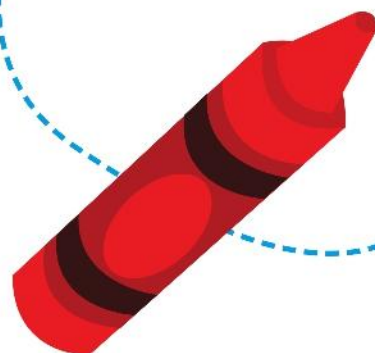
# UNIT 3

## Lesson 1

1



20



2



21



1. Listen and point.

2. Listen. Then echo.



3



22



4



Page 16

3. Listen and sing. Then act it out.

4. Skills Book Page 16.

# Lesson 2

1



23



## Nate and Kate



1. Listen and look.



2



24



3



4



Page 17

2. Grammar Cheer! Listen and cheer.

3. Happy Chat! Talk with a friend.

4. Skills Book Page 17.

# Lesson 3

## Play



I have a



!



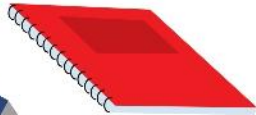
1. Play the School Time Matching Game! Skills Book Pages 18–19.



# Lesson 4

## Round Up!

1



2



Page 21

1. Find and say Yes or No.

2. Skills Book Page 21.

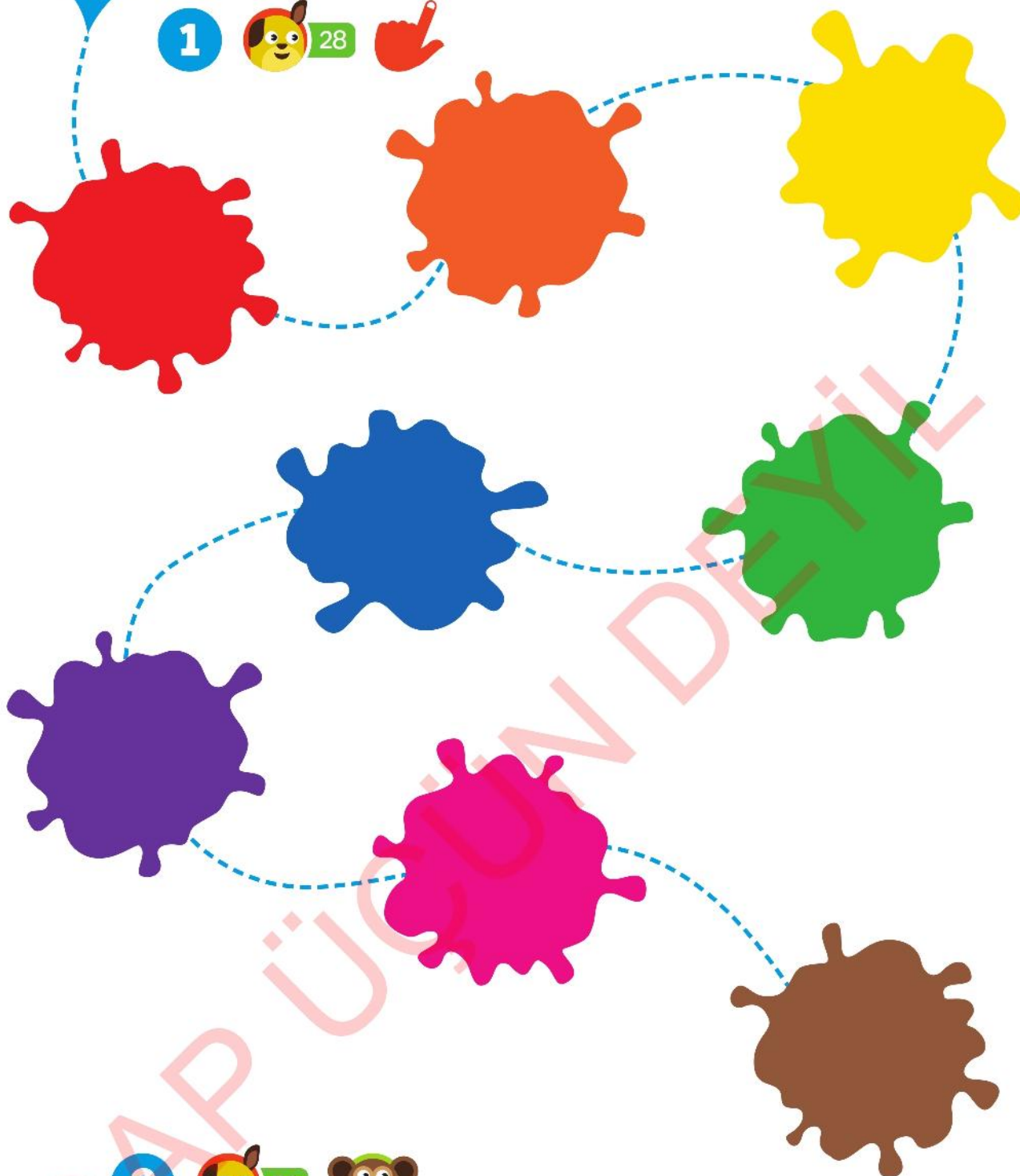
# UNIT 4

## Lesson 1

1



28



2



29



1. Listen and point.

2. Listen. Then echo.



3



30



4



Page 22

3. Listen and sing. Then act it out.

4. Skills Book Page 22.

# Lesson 2

1



31



## Nate and Kate




1. Listen and look.



2



32



3



4



Page 23

2. Grammar Cheer! Listen and cheer.

3. Happy Chat! Talk with a friend.

4. Skills Book Page 23.

# Lesson 3

## Play



1



Yes!



1. Play the Colour Game! Skills Book Pages 24–25.



# Lesson 4

Round Up!

1  



2  Page 27

1. Point and say.

2. Skills Book Page 27.

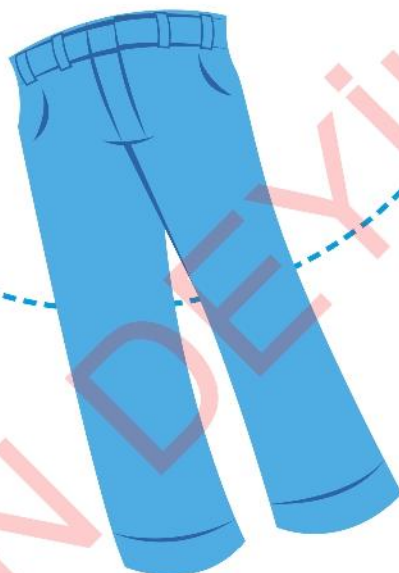
# UNIT 5

## Lesson 1

1



36



2



37



1. Listen and point.

2. Listen. Then echo.



3



38



4



Page 28

3. Listen and sing. Then act it out.

4. Skills Book Page 28.

# Lesson 2



## Nate and Kate



1. Listen and look.



2



40



3



4



Page 29


2. Grammar Cheer! Listen and cheer.

3. Happy Chat! Talk with a friend.

4. Skills Book Page 29.

# Lesson 3

## Play



1. Play the Suitcase Game! Skills Book Pages 30–31.



# Lesson 4

Round Up!

1



2



Page 33

1. Find and say.

2. Skills Book Page 33.

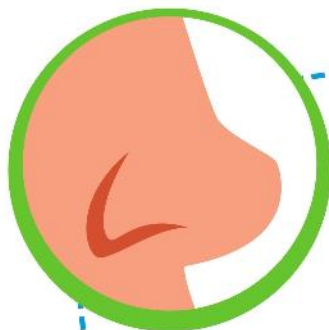
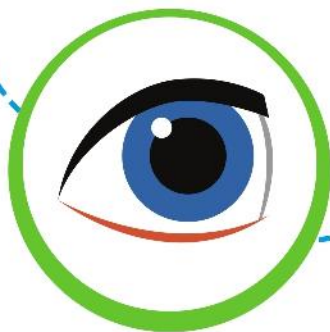
# UNIT 6

## Lesson 1

1



44



2



45



1. Listen and point.

2. Listen. Then echo.



3



46



4



Page 34

3. Listen and sing. Then act it out.

4. Skills Book Page 34.



# Lesson 2



## Nate and Kate




1. Listen and look.

2



48



3



4



Page 35

2. Grammar Cheer! Listen and cheer.

3. Happy Chat! Talk with a friend.

4. Skills Book Page 35.



# Lesson 3


## Play



1



I have 6



!



1. Play the Crazy Creature Game! Skills Book Pages 36–37.

# Lesson 4

## Round Up!

1



2



Page 39

1. Find and say.


2. Skills Book Page 39.



# UNIT 7

## Lesson 1

1  52 



2  53 

1. Listen and point.

2. Listen. Then echo.

3



54



4



Page 40

3. Listen and sing. Then act it out.

4. Skills Book Page 40.



# Lesson 2

1



55



## Nate and Kate



1. Listen and look.



2



56



3



4



Page 41


2. Grammar Cheer! Listen and cheer.

3. Happy Chat! Talk with a friend.

4. Skills Book Page 41.

# Lesson 3

## Play



1. Play the Happy Family Game! Skills Book Pages 42–43.


# Lesson 4

Round Up!

1



58



2



Page 45

1. Listen and say.

2. Skills Book Page 45.







# UNIT 8

## Lesson 1

1



59



2



60




1. Listen and point.

2. Listen. Then echo.

3



61



4



Page 46

3. Listen and sing. Then act it out.

4. Skills Book Page 46.



# Lesson 2

1  62 




1. Listen and look.



2



63



3



4



Page 47

2. Grammar Cheer! Listen and cheer.

3. Happy Chat! Talk with a friend.

4. Skills Book Page 47.

# Lesson 3

## Play




1. Play the Animal Charades Game! Skills Book Pages 48–49.



# Lesson 4

## Round Up!

1   $\rightarrow \frac{1}{3} \frac{2}{3}$  



2  Page 51

1. Find, count, and say.

2. Skills Book Page 51.

## Publication Information

### Happy Campers Student Book 1 (Pilot project)

Textbook for English as a foreign language for the 1st grade of general education schools

Macmillan Education  
4 Crinan Street London N1 9XW  
A division of Springer Nature Limited

Companies and representatives throughout the world

ISBN 978-13-8003-729-9

Text, design and illustration © Springer Nature Limited 2019  
Written by Patricia Acosta and Angela Padrón  
The authors have asserted their rights to be identified as the authors of this work in accordance with the Copyright, Designs and Patents Act 1988.

Based on Happy Campers © Springer Nature Limited 2015  
Published under License. First published 2015 by Springer Nature Limited

All rights reserved. No part of this publication may be reproduced, or stored in a retrieval system, transmitted in any form or by any means, electronic, mechanical, photocopying, recording, or otherwise, without the prior written permission of the publishers.

This edition published 2019

Original design by Pronk Media Inc.  
Page make-up by Pracownia DTP Aneta Osipiak-Wypiór  
Illustrated by: Laura Arias (comic strips: pp6-7, 10, 16, 22, 28, 34, 40, 46, 52);  
Scott Burroughs (vocabulary art: pp14, 17, 20, 32, 35, 38, 44, 50);  
Rob McClurkan (pp13(b), 19, 25(b), 37, 43, 55); Jennifer McCormick  
(zoo art: p51 (background); Drew Pocza (Make art: pp24, 42, 54);  
Pronk Media Inc. (pp8, 11, 17, 23, 26, 29, 31, 35, 41, 47, 49, 53)  
Cover design and illustration by Roberto Martínez  
Cover photograph by George Contorakes  
Cover make-up by Pracownia DTP Aneta Osipiak-Wypiór  
Picture research by Penelope Bowden, Proudfoot Pictures

The authors and publishers would like to thank the following for permission to reproduce their photographs:

**iStock**/grebeshkovmaxim cover p2(tl,tr); **PhotoDisc**/Getty Images p51(b,l,r),  
PhotoDisc/Don Farrall p51; **STOCKBYTE** p51(t)  
Commissioned photographs by George Contorakes, pp9, 12, 15, 18, 21, 24, 27, 30, 33, 36,  
40, 42, 45, 48, 51, 54

The authors and publishers wish to thank the following for their help with the photo shoot: World of Kids, Inc.; Brayden; Henry; Jaiden; and Jena

The authors and publishers are grateful to the Ministry of Education of the Republic of Azerbaijan for permission to reproduce the photograph of the national leader of the Azerbaijani Nation, Heydar Aliyev (p1)

Adapted by Edumedia-Azerbaijan LLC and Springer Nature Limited

These materials may contain links for third party websites. We have no control over, and are not responsible for, the contents of such third party websites. Please use care when accessing them.

The inclusion of any specific companies, commercial products, trade names or otherwise does not constitute or imply its endorsement or recommendation by Springer Nature Limited.

**Ministry of Education of the Republic of Azerbaijan approval number:**  
**2019 – \_\_\_\_\_**

Printed and bound in the Republic of Azerbaijan

2023 2022 2021 2020 2019  
10 9 8 7 6 5 4 3 2 1