

English

STUDENT'S BOOK





Azərbaycan Respublikasının Dövlət Himni

*Musiqisi Üzeyir Hacıbəylinin,
sözləri Əhməd Cavadındır.*

Azərbaycan! Azərbaycan!
Ey qəhrəman övladın şanlı Vətəni!
Səndən ötrü can verməyə cümlə hazırız!
Səndən ötrü qan tökməyə cümlə qadiriz!
Üçrəngli bayrağınla məsud yaşa!
Minlərlə can qurban oldu!
Sinən hər bə meydan oldu!
Hüququndan keçən əsgər,
Hərə bir qəhrəman oldu!

Sən olasan gülüstan,
Sənə hər an can qurban!
Sənə min bir məhəbbət
Sinəmdə tutmuş məkan!

Namusunu hifz etməyə,
Bayrağını yüksəltməyə
Cümlə gənclər müştəqdir!
Şanlı Vətən! Şanlı Vətən!
Azərbaycan! Azərbaycan!



HEYDAR ALIYEV

THE NATIONAL LEADER OF THE AZERBAIJANI NATION

NƏRMINƏ ƏLİYEVƏ, GÜLŞƏN HÜSEYNOVA,
RƏFİQƏ ƏLİYEVƏ

ENGLISH 4

Ümumtəhsil məktəblərinin 4-cü sinfi üçün
İngilis dili (əsas xarici dil kimi) fənni üzrə
DƏRSLİK

Bu nəşrlə bağlı irad və təkliflərinizi
tahsil_az@yahoo.com və derslik@edu.gov.az
elektron ünvanlarına göndərməyiniz xahiş olunur.
Əməkdaşlığa görə əvvəlcədən təşəkkür edirik!



- School Again
- Countries and Nationalities
- Food
- Hobbies



- Holidays
- Time
- Animals
- Sport

CONTENTS

UNIT I. SCHOOL AGAIN

LESSON 1. Welcome to school.....7

LESSON 2. At my uncle's.....11

LESSON 3. At the picnic.....13

LESSON 4. At the summer house.....15

UNIT II. COUNTRIES AND NATIONALITIES

LESSON 1. My pen-friend.....18

LESSON 2. The United Kingdom.....21

UNIT III. FOOD

LESSON 1. My favourite food.....24

LESSON 2. Green boy's food.....27

LESSON 3. Cookies, cookies, cookies.....29

UNIT IV. HOBBIES

LESSON 1. My hobby.....31

LESSON 2. Computer games.....32

LESSON 3. My favourite TV programme.....36

UNIT V. HOLIDAYS

LESSON 1. Happy New Year!.....39

LESSON 2. Hello, spring!41

LESSON 3. Novruz holiday43

UNIT VI. TIME

LESSON 1. What time is it?.....45

LESSON 2. My day.....50

LESSON 3. Months and dates.....53

UNIT VII. ANIMALS

LESSON 1. At the Zoo.....57

LESSON 2. Funny animals59

UNIT VIII. SPORT

LESSON 1. In the playground.....62

LESSON 2. Outdoor games.....65

GRAMMAR67

VOCABULARY70

DƏRSLİKDƏ İSTİFADƏ OLUNAN ŞƏRTİ İŞARƏLƏR

Remember!

Grammar!



**Yadda saxla!
Qrammatika!**

PW — *Cütlərlə iş*

GW — *Qruplarla iş*



Welcome to School

1 PW. Describe the picture. The questions above the picture can help you.

- * What day is it today?
- * Where are the children?
- * What can you see in the schoolyard?
- * What can you see in the children's hands?
- * What can you read on the school door?
- * Why are the children happy?



Welcome to School

Remember!

Grammar!



There **is** a pen
 are pens on the table.

- 2** PW Read the sentences with *There is/ There are* and practise them with your partner.



There is a book
on the table.



There are three books
on the table.



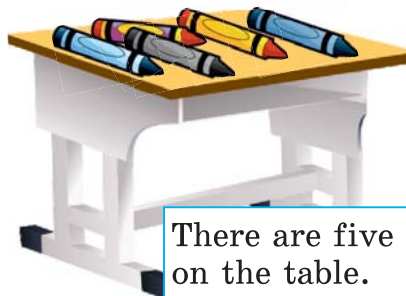
There is a computer
on the table.



There are two
computers on the table.



There is a crayon
on the table.



There are five crayons
on the table.

Lesson 1

UNIT 1 School again

Welcome to School

- 3 Look at the pictures and say sentences with *There is/ There are*.



- 4 PW. Create a short dialogue using the pictures.



- 5 Listen and repeat:

There <u>is</u>	[ðeər ɪz]
There <u>are</u>	[ðeər a:]

Welcome to School

Remember!

Grammar!



Is there a star on the wall?
Yes, there **is**. No, there **isn't**.
There **isn't** a star on the wall.

Are there stars on the wall?
Yes, there **are**. No, there **aren't**.
There **aren't** stars on the wall.

- 6** Describe the picture. Use *There is/are*. Write the sentences in your notebook.



Pre-reading task.

- What is there in your classroom?
- What are there on the walls in your classroom?

- 7** PW Read the dialogue and act it with your partner.

Teacher: Is there an English book on your table?

Student: Yes, there is. There is an English book on my table.

Teacher: Are there pencils in your bag?

Student: No, there aren't. There are crayons in my bag.

Teacher: Are there notebooks and a pen on your table?

Student: Yes, there are. There are notebooks and a pen on my table.

Teacher: Are there stars on the wall?

Student: No, there aren't. There are not stars on the wall.

There are five stars on the board.

Teacher: Are there pictures on the wall?

Student: Yes, there are. There are two pictures on the wall.

- 8** Write a short paragraph about your classroom using *There is/are*.

At My Uncle's

Remember!


Grammar!



What **is** there in the yard?
How **many** sheep **are** there in the yard?



a sheep



two sheep

- 1** PW Describe the picture. Use *There is/There are*.
Write the sentences in your notebook.



- 2** Listen and repeat:

is ðeər ə ʃi:p ɪn ðəˈja:d
a: ðeər ə ʃi:p ɪn ðəˈja:d

ðeər ˈɪznt ə ʃi:p ɪn ðəˈja:d
ðeərənt ə ʃi:p ɪn ðəˈja:d

At My Uncle's

Pre-reading task

- * Have you got a house in the village?
- * What have you got in the yard?
- * Are there many trees there?
- * Are there many animals there?

3 Look at the picture and fill in the blanks.

Ulvi has an uncle. He has got a house in the village. His house is very beautiful. It is very good to be there on a hot summer There are many fruit and around the house. You can see many hens and in the yard. There is, two cows and three in the yard. You can see a dog in the yard, too. It is very big.



4 Practice the dialogue with your partner.

- | | |
|---|-----------------------------------|
| – Have you got a house in the village? | – Have you got a dog in the yard? |
| – Yes, I have. | – Yes, I have. |
| – Are there many trees around your house? | – How many dogs are there? |
| – Yes, there are. | – There are two dogs. |

5 Write a short paragraph about your village/house.

At the Picnic

Remember!

Grammar!




Simple Present Tense

I
You
We
They

go to picnic.

We use *always, often, usually, every day, after school* in Simple Present Tense.

- 1 Read the words and practise with your partner.
Write the words in your notebook.



- 2 Listen and repeat:

i:	i	e	ə
che <u>ese</u>	ch <u>i</u> cken	h <u>e</u> n	pot <u>a</u> to
se <u>e</u>	ri <u>v</u> er	eg <u>g</u>	anim <u>a</u> l
tre <u>e</u>	villag <u>e</u>	bre <u>a</u> d	oft <u>e</u> n

At the Picnic

Pre-reading task

- * Is there a forest near your house?
- * Is there a river in the forest?

3 Listen to your teacher and fill in the gaps.

The children are at the _____ in the forest. It is always very _____ in summer in the village. But forests are good places on hot _____ days. There is a _____ near my uncle's house. There is a _____ in the forest. We often go to the forest for picnic with my uncle and _____. Now we are at the picnic. We have a very good time in the forest. We eat _____ and cheese. My cousins like _____ and potatoes.

I love green trees and _____ flowers. My cousins usually play different _____ in the forest. We love the _____ and the river in our village.

PW Answer the questions

1. Where are the children now?
2. Is the weather cold in the forest in summer?
3. What can the children do on hot summer days in the village?

4 GW Describe the picture. Use *go, play, like, eat, love, have a good time* in Simple Present Tense. Write them in your notebook.



At the Summer House

Remember!

Grammar!




Simple Present Tense

He / She / It swims in the sea.

Pre-reading task

- * Do you have a summer house?
- * Where is it?

1 Fill in the blanks with the words in the picture.



We have got a _____ in Novkhani. It is on the _____. Every summer we go there. We like hot weather. My mother often takes us to the sea. My little sister Nermin swims in the sea. My little brother Tofig lies in the Sun. My cousin Amil builds a _____. My uncle and his children drink tea under the _____. There are two _____ in the sea. We love the Caspian sea.

2 Listen and repeat:

ʌ	æ	au	eɪ
love	sand	cow	day
under	have	house	take
summer	Caspian	flower	place

At the Summer House

Remember!

Grammar!



Simple Present Tense

Yes/No Questions and short answers

Do I/you/we/they **go** to school?

Yes, I **do**. No, I **don't**.

Does he/she/it **go** to school?

Yes, he **does**. No, he **doesn't**.

Pre-listening task

- * Do you live in the city?
- * Do you often go to the village?
- * Does your father often take you to the Caspian sea?
- * Does your mother usually take you to the park?

3 Listen to your teacher and fill in the blanks.

I live in the village. My friend Habil lives in Baku. He usually comes to our _____ during summer. He likes our village. This summer I have my summer _____ in Baku with my friend's family. They have a very nice summer house in Bilgah. You can see many _____ in the garden. There are many fruit trees in the garden. On hot summer days we sit under the _____ and eat a lot of fruit. Sometimes we go to the Caspian sea. We swim in the _____ and play games.

4 Match the words in A with B and use them in a short paragraph.

A

summer

fruit

Caspian

summer

B

tree

holidays

house

sea

Lesson 4

UNIT 1 School again

5 PW Look at the picture. Ask and answer questions in Simple Present Tense.



6 Are the sentences true or false?

Sample: 1. There is a big house in the picture.

2. There are five children in the picture.

3. There are three boys and two girls in the picture.

4. The girls don't eat fruit.

5. There are no flowers in the garden.

6. The children like fruit.

7. The children are in the house now.

T	F
<input type="checkbox"/>	<input checked="" type="checkbox"/>
<input type="checkbox"/>	<input type="checkbox"/>
<input type="checkbox"/>	<input type="checkbox"/>
<input type="checkbox"/>	<input type="checkbox"/>
<input type="checkbox"/>	<input type="checkbox"/>
<input type="checkbox"/>	<input type="checkbox"/>
<input type="checkbox"/>	<input type="checkbox"/>

My Pen-Friend

Remember!

Grammar!



Simple Present Tense

Wh Questions

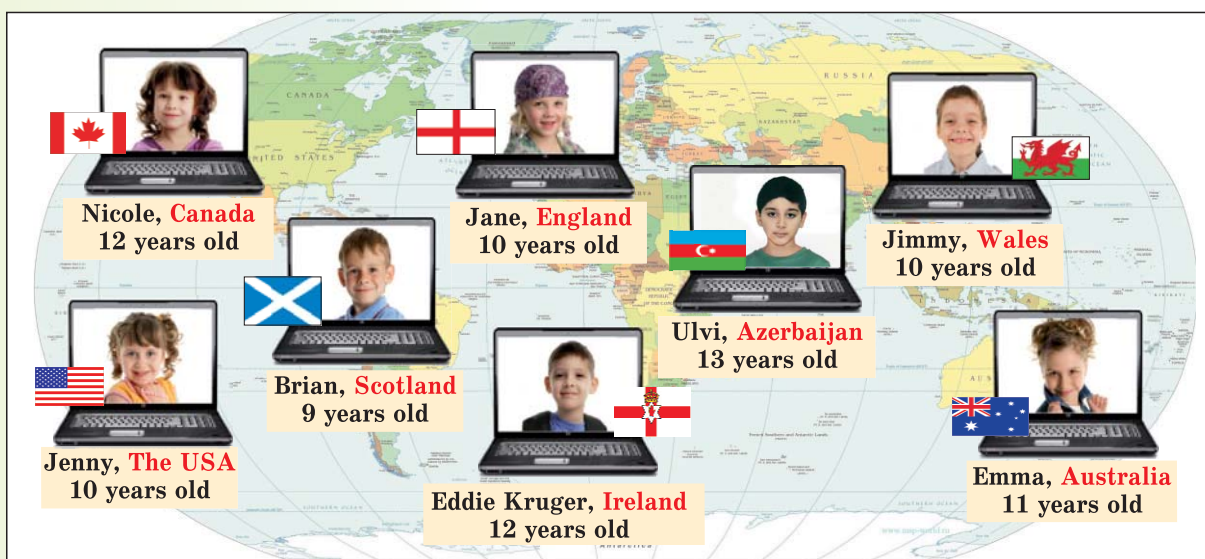
Where **do** you **come** from?

Where **does** he/she **come** from?

Pre-reading task

- * Do you have friends in other countries?
- * Where do they come from?

1 GW Ask and answer questions about the students from different countries.



2 PW Put the lines in the correct order in the dialogue.
Act it with your partner.

- ☐ **1** *Ulvi:* Hi, Jane. Who is this?
- ☐ *Jane:* Canada? I don't come from Canada.
- ☐ *Jane:* That's Nicole. She's my pen friend. She's twelve.
- ☐ *Jane:* She comes from Canada.
- ☐ *Ulvi:* Where do you come from?
- ☐ *Ulvi:* Where does she come from?
- ☐ *Ulvi:* Do you come from Canada, too?
- ☐ *Jane:* I come from England.

My Pen-Friend

Remember!

Grammar!



Simple Present Tense

Wh Questions

Where **do** you live?

What **do** you like?

Where **does** he/she live?

What **does** he/she like?

Pre-reading task

- * Where do your friends live?
- * What is the capital of your country?

- 3 PW** Choose the correct sentence from 1 to 5 below the picture and complete the dialogue. Act it with your partner.



1. Do you want a pen friend from Australia?
2. My name is Mike.
3. And where do you live?
4. Nice to meet you, too.
5. And how old are you?

Emma: My name is Emma. What is your name?

Mike: _____

Emma: Nice to meet you, Mike.

Mike: _____

Emma: How old are you, Mike?

Mike: I am ten years old. _____

Emma: I am ten years old ,too. Where do you live?

Mike: I live in the USA. _____

Emma: I live in Australia. Do you have a pen friend?

Mike: Yes, I do. But not in Australia.

Emma: _____

Mike: Yes, with pleasure.

My Pen-Friend

Pre-reading task

- * Do you write a message to your pen-friends?
- * What do you write in the message?

4 Read and find answers to the questions in the e-mail.

- How does Ulvi start e-mail?
- How does he finish e-mail?
- What does he write in the "Subject" part?

FROM: ULVI MAHMUDOV

To: Mike Popkevich
Subject: Pictures!

Hi, Mike!
How are you? I'm great. Here are my favourite pictures.

Picture 1. This is me with my friend, Brian. I'm on the left. Brian is not from the USA. He's from Scotland. He's thirteen.

Picture 2. This is Kathy, my pen friend. She's thirteen, too. She's from Australia.

Picture 3. This is my computer partner, Paulo. He's from Brazil. His last name is Santos. He's not thirteen. He's only twelve.

Picture 4. This is my new pen friend. His name is John Evans. He's from the UK. He's fourteen. I think he's a good friend! Please, tell me about Canada! E-mail me some pictures soon.

Bye for now.
Ulvi.

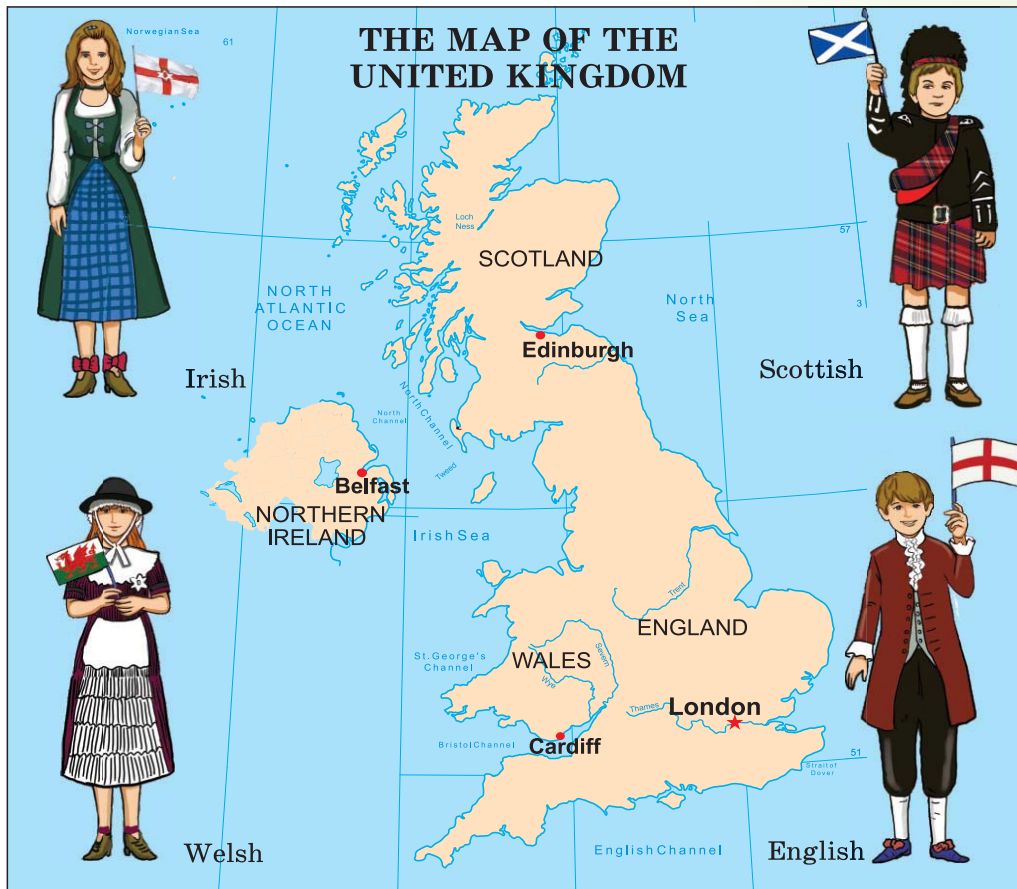
5 Write an e-mail to your pen-friend.

Lesson 2

UNIT 2 Countries and nationalities

The United Kingdom

1 Listen to your teacher and put (✓) to the places you hear.



2 Listen and repeat:

ng	ɪ
Eng <u>l</u> and	Scott <u>i</u> sh
Eng <u>l</u> ish	Ir <u>i</u> sh
King <u>dom</u>	Wel <u>s</u> h

3 Look at the map of the United Kingdom and answer the questions below it.

- ☆ How many countries are there in The United Kingdom?
- ☆ What is the capital of England?
- ☆ What is the capital of Scotland?
- ☆ What is the capital of Wales?
- ☆ What is the capital of Northern Ireland?
- ☆ Where do the English live?
- ☆ Where do the Scottish live?
- ☆ Where do the Welsh live?
- ☆ Where do the Irish live?

The United Kingdom

- 4** GW Describe the picture. The questions which follow the picture can help you.



- * What colour is the English national costume?
- * How many colours are there in the national flag of England?
- * What colour is the Scottish national costume?
- * How many colours are there in the national flag of Scotland?
- * How many colours are there in the national flag of Wales?
- * What colour is the Irish national costume?
- * How many colours are there in the national flag of Northern Ireland?

- 5** Listen and repeat:

Countries	Nationalities
England	English
Scotland	Scottish
Ireland	Irish
Wales	Welsh

The United Kingdom

4 Read the words and remember them.



Pre-reading task

- * What is the capital of England?
- * Does the Queen live in Scotland?
- * Where does the Queen live?

5 Listen to your teacher and fill in the blanks with missing words.

My name is Bill. I live in England. England is a big country. There are many cities in England. _____ is the capital of England. There are many beautiful places in London. Queen Elizabeth lives in Buckingham Palace. It is a big and beautiful palace. You can see many tourists in London. They visit _____, Trafalgar square, London Bridge, the British museum. They go to different places in the _____. You can see black _____ and red _____ in the streets. I write letters to my pen-friends and _____ them into a red letter box in the street. I love London.

6 Look through the text and answer the questions below it.

1. Who lives in Buckingham Palace?
2. What is the capital of England?
3. Who is the Queen of the United Kingdom?
4. Does the Queen live in England or in Wales?
5. Which places do the tourists visit?
6. What colour are the taxis?
7. What colour are the letter boxes?

My Favourite Food

Pre-reading task

- * Have you got a canteen at school?
- * Do you like eating your lunch at school?

1 Read the text «At the school canteen» and fill in the blanks with the words in the picture.



At the School Canteen

We have got a good canteen at school. We have got many things there. I like eating my lunch at school. I eat ____, rice and drink _____. Sometimes I drink milk or _____. My friend Aygun likes eating _____ and fruit. She likes apples and bananas. My friend Farid likes _____. He doesn't like eating salad with tomatoes and cucumbers. He likes potato chips very much.

2 PW Make up a dialogue. Use the words in the picture.

- A: What do you like eating for lunch at the school canteen?
 B: I like eating chicken soup. What about you?
 A: ...

My Favourite Food

Remember!

Grammar!



like + verb + ing

I like eating fruit.

Brian likes drinking juice.

- 3** PW Ask each other questions about the food and drink in the picture. Use «Do you like.....?» Write the sentences in your notebook.



sweets



an apple and
a banana



eggs



a hot drink



tomato and
cucumber salad



jam



cake



lemon



ice-cream



fish

- 4** PW Make up a dialogue. Use I like + verb + ing.

Example:

A: I like drinking hot tea. What about you?

B: I like drinking juice.

A: Do you like ?

My Favourite Food

5 PW Use “likes; doesn’t like; eating/drinking” and say sentences.

Example:

Bob likes eating chocolate.

Jane doesn’t like eating chocolate.



Green Boy's Food

Pre-reading task

- * Do you like stories?
- * What is your favourite story?

1 PW Read the story «The little Green boy» and act out with your partner.



Green boy: Hello, little boy.
Boy: Hello, little green boy.



Green boy: What is that?



Boy: This is ice-cream.
Do you like eating ice-cream?



Green boy: Blah! No, I don't like eating ice-cream.



Boy: This is chocolate.
Do you like eating chocolate?



Green boy: Blah! No, I don't like eating chocolate.

Green Boy's Food



Boy: This is candy.
Do you like eating candy?



Green boy: Blah! No, I don't
like eating candy.



Boy: What do you like eating?



Green boy: I like eating this!

2 Answer the questions. Write answers in your notebook.

1. How many eyes has Green boy got?
2. How many ears has Green boy got?
3. Does Green boy like eating ice-cream?
4. Does Green boy like eating chocolate?
5. Does Green boy like eating candy?
6. What does Green boy like eating?

What do you
like eating?



Cookies, Cookies, Cookies

1 Look at the picture and answer the questions.



- * Why is the girl happy?
- * Does she like the cookies? Why?

2 PW What kind of cookie shapes do you see?
Read the words under the shapes and practise them with your partner.



a diamond
cookie



a circle
cookie



a heart
cookie



a triangle
cookie



a star
cookie



a square
cookie



an oval
cookie

Cookies, Cookies, Cookies

Pre-reading task

- * Do you like cookies?
- * What shape of cookies do you like?

3 Fill in the dialogue with the sentences in the picture.



At the Cookie Shop

- | | |
|--|--|
| — Hi! Can I help you? | — Really? |
| — Yes, please. _____ a kilo of the triangle and star cookies? | — Yes. How much do you want? |
| — _____. | — A kilo of the oval, square and circle cookies. |
| — Thanks. And can I have a kilo of the heart and diamond cookies, please? | — _____. |
| — Here you are. | — How much is it? |
| — Thank you. _____? | — It's 4 manats 15 copecks. |
| — It's 3 manats and 20 copecks. Look! The oval, square and circle cookies are also very delicious. | — Here you are. _____ |
| | — You _____. |



4 PW Read the dialogue and act it with your partner.

5 Write a short paragraph using food vocabulary.

My Hobby

Pre-reading task

- * What do you do in your free time?
- * What is your hobby?


1 Read about Ibrahim and Leyla. What are their hobbies?



Ibrahim is 9 years old. He is a schoolboy. He lives in a small house in Baku with his family. He walks to school. He likes to read books. He also likes to listen

to music. His hobby is collecting toy cars. His favourite subject is English.

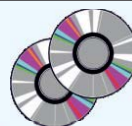
Leyla is 7 years old. She lives in a flat. She likes painting pictures. She has many picture books. She likes sport very much. Her hobby is collecting stamps. Her favourite subject is Math.



2 PW Ask and answer the questions. Use *Whose is/are ...*. Write the questions and answers in your copybook.

Example:

- Whose is a toy car?
- It is Ibrahim's.
- Whose is?
- It is.....



Use these words:

stars	disks	toy cars	short stories
brushes	stamps	pens	a tennis racket

Computer Games

- 1** Read and remember computer vocabulary.



- 2** Listen and repeat:

ɔ:	ɒ	au	ə
key <u>board</u>	l <u>ap</u> top CD-R <u>om</u> mon <u>itor</u>	mo <u>us</u> e	prin <u>ter</u>

- 3** Use *have/has* and *computer* vocabulary in sentences.
Write them in your notebook.

Computer Games

- 4 Look at the picture. What do you see in the picture?
Why are the boy's eyes red?



Pre-reading task

- * Do you have a computer?
- * What do you do on your computer?

- 5 Read the text and answer the questions.

George and Computer (Part 1)

George is in his bedroom. He is in front of his computer! George plays on his computer every day. His mum says, "George! Your dinner is ready!" but George doesn't hear. He plays on his computer again. He plays on his computer because he doesn't have any friends. Today George also sits in front of his computer. Suddenly the computer speaks to George. "Hello, George! What game can we play now?"

George jumps up from his chair. "What?!"

1. Why doesn't George have any friends?
2. Can George's computer speak?
3. Why doesn't George hear his mother?

Computer Games

Pre-reading task

- * Can your computer speak?
- * Can your computer do Math homework?

6 Read the text to the end and answer the questions.
Write them in your notebook.



George and Computer (Part 2)

The computer speaks again. "I am your friend, George." George looks at the computer with big, red eyes. "You can speak!" "Yes, of course". "Can you do Math homework?" "That's easy!"

The computer looks at George's book and in two seconds all the answers are on the computer. George writes the answers in his book. "Great!" says George.

George's mum comes in. Oh good, your Math homework is ready. What a good boy!"

And she suddenly sees George's eyes.

"What happened to your eyes, George? They are red."

"Oh, no! Mum! I am OK."

"You can't play computer much. It's bad for your eyes".

(Mother takes George to the doctor.)

1. Why are George's eyes red?
2. Can George do his Math homework?
3. Why does George like his computer?

Computer Games

Pre-reading task

- * Do you often go to the doctor? Why?
- * How long do you play computer games?

7 GW Read the dialogue and act it in your group.

At the doctor's

Mum: Hello, doctor. Can we come in?

Doctor: Come in, please.

Mum: Thank you, doctor. My son George has red eyes.

Doctor: Red eyes? OK. Can you see this letter, George?

George: No, I can't. I can't look at the things.

Doctor: Do you watch TV much?

George: Not much.

Doctor: Do you play games on computer?


George: Yes, doctor.

Doctor: How much time do you spend in front of your computer?

George: Three or four hours a day.

Doctor: Oh! George, that's not good. It is very bad for your eyes.

8 Look at the picture and describe the doctor and George's mother. Write the sentences in your notebook.



My Favourite TV Programme

Pre-reading task

- * What is your favourite TV programme?
- * Why do you like it?



1 PW Read the dialogue and act it with your partner.

Dialogue

- Hello, Natig.
- Hi, Ayten.
- How are you today?
- Fine. And you?
- I am very happy today. We have the English programme on TV today.
- The English programme on TV?
- Yes. Don't you watch the English TV programme "From A to Z"?
- The English TV programme "From A to Z"? That's interesting. Which channel is it on?
- It's on Public TV every Saturday.
- How nice! What time is the programme on?
- At 5 o'clock.
- Oh, no! I have a swimming class at that time.
- But you can watch it on Sunday, too.
- Really? How nice.



My Favourite TV Programme

Pre-reading task

- * What programmes do you watch on TV?
- * Which is your favourite channel?

2 PW Read the dialogue and act it with your partner.

Dialogue (Part 1)

N– Hello. Is it Hijran khanoum?

H– Yes.

N– I am Ayten’s mother.
Is your TV on? There is the English programme “From A to Z” on it.

H– The English programme “From A to Z”? Which channel is it on?

N– It is on Public TV. My daughter is on the programme.

H– Oh, that is very good.

Can we talk after the programme?

N– Yes, we can. The lesson is 35 minutes. Call me after the programme.

H– OK.



3 Listen and repeat:

ʃ	ə	ʌ	ɔ:
<u>ch</u> annel wat <u>ch</u>	less <u>on</u> Sat <u>ur</u> day	p <u>u</u> blic m <u>o</u> ther	d <u>au</u> ghter c <u>a</u> ll

4 Discuss with your partner.

1. Do you think Ayten’s mother likes the programme? Why?
2. Do you think it is a good programme? Why?
3. What do you think happens after 35 minutes?

My Favourite TV Programme

Pre-reading task

- * How do you learn English?
- * Which English websites do you know?

5 PW Read the dialogue and act with your partner.



(after half an hour)

H– Hello, Nermin khanoum. It’s me, Hijran khanoum.

N– Hello, again. What do you think of the programme?

H– Lovely. It is very good. Can you tell me the internet website of the British Council?

N– Sure, it is Teach English www.teachingenglish.org.uk and Learn English www.learnenglish.org.uk websites.

H– Now I can help my son with his English.

N– You are right. They are very good websites. There are a lot of songs, interesting stories, games, videos, activities in it.

H– Thank you for good news.

N– You are welcome.

6 Are the sentences True (T) or False (F)?

- * They like «From A to Z» English programme.
- * There are games on British Council websites.
- * Hijran khanoum and Nermin khanoum are talking about football.
- * There are no songs on British Council websites.
- * «From A to Z» English programme is 20 minutes.

7 Write about your favourite TV programme.

Happy New Year!

Pre-reading task

- * What's your favourite day?
- * What happens on that day?

1 PW Fill in the blanks with the words in the picture.



My favourite day is _____ day. We have the New Year day on the 31st of December. _____ comes with his granddaughter on holiday night. He puts his _____ under the New Year Tree. We have _____ and don't go to bed until midnight. We see the New Year in and the _____ off. We eat delicious food.

2 Match the words.

new	tree
Santa	year
New Year	night
mid	year
old	Claus

Happy New Year!

Pre-reading task

- * Do you like winter? Why?
- * What clothes do you wear in winter?



- 3** Fill in the blanks with correct word in the pictures on page 38 and 39.

The Snowman

It is a New Year day. Kate gets up and looks out. It is white in the yard. “_____” she says, “snow for New Year.” She runs to the yard and dances in the snow. Her brother Eddie comes out, too. They make a _____ round snowball and two _____ round snowballs. They put them together and make a big _____. On New Year Day they look at the snowman. He waves at them. “Hello,” he says, “it’s New Year”. They put the snowman a carrot nose, _____ on his neck, and _____ on his head. “_____” they say. The snow stops and the _____ comes out. The snowman _____. “Good bye,” he says. “Build me again next year!”

- 4** Are these sentences *True* or *False*?


Correct false sentences.

- | | | |
|---|--------------------------|--------------------------|
| 1. Kate and his brother stay at home. | <input type="checkbox"/> | <input type="checkbox"/> |
| 2. They make 2 big round snowballs. | <input type="checkbox"/> | <input type="checkbox"/> |
| 3. They give the snowman a carrot to eat. | <input type="checkbox"/> | <input type="checkbox"/> |
| 4. The Sun comes out and the snowman melts. | <input type="checkbox"/> | <input type="checkbox"/> |

- 5** Write a short dialogue on the topic “Happy New Year!”.

Hello, Spring!

- 1** GW Describe the picture. Use these words: *the Sun, to come out, to melt, to build, next year.*



- 2** PW Ask and answer the questions about the picture.

- * Why does the snowman melt?
- * Are the children happy now?
- * What does the snowman say to the children?
- * How do the children say "Good bye" in the picture?

Hello, Spring!



Remember!

Grammar!



a mouse



mice



a person



people

- 3** PW Use prepositions and the words in the box.
Write sentences in your copybook .

WHERE?

IN FRONT OF

IN

UNDER

BEHIND

BETWEEN

ON

ON TOP OF

Use these words:

oven

door

cupboard

plate

cat

a piece of cheese


salt

chair

cup

Example:

1. There is a mouse in the cupboard.
There is a mouse behind the door.



Novruz Holiday


1 Answer the questions and describe the pictures.

- ★ What do you see in the picture?
- ★ What is in the girl's hand?



- ★ How many people are there in the picture?
- ★ Why are the people in the picture happy?
- ★ How many children do you see?
- ★ What do children do on Novruz holiday?

- ★ What is in the middle of the tray?
- ★ How many eggs do you see?
- ★ What colour are they?
- ★ How many candles are there on the tray?
- ★ What sweet cookies are there on the tray?



Novruz Holiday

Pre-reading task

- * What holidays do you like? Why?
- * What do you do on holidays?

2 Listen to your teacher and fill in the blanks with the words you hear.



Novruz Holiday


Novruz is an old holiday in Azerbaijan. Novruz is "A New day". On this holiday people clean their yard, _____ and clothes. On Novruz _____ all family are at home. They put on new clothes and begin the party. People do not work on this day. Novruz comes on March 21st. The _____ of Novruz is "samani". Novruz is a lovely holiday. Children like this holiday very much. Because they get _____ from their parents. People usually have Azeri _____, sweet cookies and fruits on holiday table. There are heart, star, _____, triangle, circle sweet cookies, sheker-burah, sheker-churek, pakhlava, nogul, pistachios, _____, fruits, apples, oranges, candles, coloured _____, samani etc. on the tray on the table.

They jump over _____. People sing songs about Novruz.

3 Write about "Novruz Holiday in my family" in your notebook.

What Time is it?

- 1 Look at the pictures and greet your friends.



It is eight o'clock.



It is twelve o'clock.



It is five o'clock.



It is ten o'clock.

What Time is it?

2 Look at the clocks and read the time.



It is half past 10.



It is half past 11.



It is half past 12.



It is half past 1.



It is half past 6.



It is half past 8.

Lesson 1


UNIT 6 Time

What Time is it?

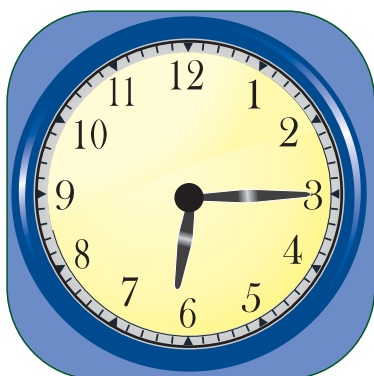
3 Look at the clocks and read the time.




It is a quarter past 12.



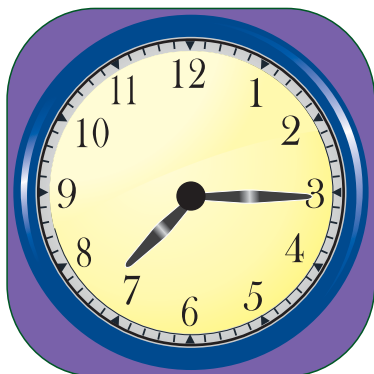
It is a quarter to 3.




It is a quarter past 6.



It is a quarter to 5.



It is a quarter past 7.



It is a quarter to 11.

What Time is it?

4 Look at the clocks and read the time.



It is 5 past 8.



It is 5 to 9.



It is 10 past 8.



It is 10 to 9.



It is 20 past 8.



It is 20 to 9.

Lesson 1

UNIT 6 Time

What Time is it?

5 PW Ask your friend the time.



Example:

- *What time is it?*
- *It is five o'clock.*




My Day

Pre reading task

- * When do you get up?
- * When do you go to school?

1 PW Read about Ibrahim's day. Tell your friend about your day.




What time is it?
It is 7 o'clock.
Ibrahim usually gets up at 7 o'clock.



Ibrahim makes his bed every day.



Ibrahim always washes his hands and face in the bathroom.



Ibrahim usually puts on his clothes before breakfast.



Ibrahim usually has bread and butter for breakfast.



Ibrahim always goes to school in the morning.

My Day

Remember!

Grammar!




Alternative questions

Is it 10 or 11 o'clock?

It is 10 o'clock.

Do you get up at 7 or 8 o'clock?

I get up at 7 o'clock.



2 PW Look at the pictures. Ask and answer the questions.



- Does Ibrahim go to school or home?
- He goes to school.



- Does Ibrahim have breakfast or lunch?



- Does Ibrahim like writing or reading?



- Does Ibrahim watch TV or play computer games in the evening?



- Does Ibrahim usually play football or volleyball?



- Does Ibrahim often work at home or in the garden?


My Day

3 GW Look at the pictures. Ask alternative questions about Ibrahim's day.



Example:

- Does Ibrahim usually go home or to school at one o'clock?
- He goes home.




4 Write about your day in your notebook.

Months and Dates

Pre-reading task

- * What month is it now?
- * What is the date today?

1 Read and practise with your partner.



January is here!
Hooray!
Happy, Happy New Year's Day.




February is here!
Hooray!
Happy, Happy winter Day.




March is here!
Hooray!
Happy, Happy Mothers' Day.



April is here!
Hooray!
Have a wonderful spring Day.




May is here!
Hooray!
The 28th of May.
Happy, Happy holiday.




June is here!
Hooray!
Happy, Happy Children's Day.


Months and Dates



July is here!
Hooray!
Happy, Happy summer day.



August is here!
Hooray!
Have a wonderful holiday.



September is here!
Hooray!
Back to school!
Have a wonderful day.



October is here!
Hooray!
Have a wonderful day.



November is here!
Hooray!
Have a nice autumn day.



December is here!
Hooray!
Santa Claus and New Year Tree.
Have a wonderful day.

Months and Dates

2 PW Ask your partner the date.

Example:

- What is the date today?
- It is the 1st of January.
- What day is it today?
- It is a New Year day today.



Months and Dates

3 Read the chant and say what it is about.

Happy Birthday,
Happy Birthday.
It's your birthday today.

How old are you?
How old are you?
How old are you today?



I'm nine years old,
I'm nine years old.
I'm nine years old today.



Happy Birthday,
Happy Birthday.
It's your birthday today,
Hurray!



4 Are the sentences true (T) or false (F)?

- | | T | F |
|---------------------------------------|--------------------------|--------------------------|
| 1. It is a New Year day today. | <input type="checkbox"/> | <input type="checkbox"/> |
| 2. He is ten years old today. | <input type="checkbox"/> | <input type="checkbox"/> |
| 3. He has nine balloons. | <input type="checkbox"/> | <input type="checkbox"/> |
| 4. There are ten candles on the cake. | <input type="checkbox"/> | <input type="checkbox"/> |
| 5. It is his birthday today. | <input type="checkbox"/> | <input type="checkbox"/> |




5 Write about your birthday in your notebook.

Lesson 1

UNIT 7 Animals

At the Zoo

1 Read the words and remember them.



2 PW Are the sentences true (T) or false (F)?

1. There are two parrots in the picture.
2. There is a lion in the cage.
3. The bear is white.
4. There is one crow on the tree.
5. The rabbit has got a banana.
6. There are five puppies in the picture.

T
☐
☐
☐
☐
☐
☐
☐

F
☐
☐
☐
☐
☐
☐
☐

At the Zoo

Pre-reading task

- * Do you like to go to the Zoo? Why?
- * What animals do you like?

3 Listen to the teacher and fill in the gaps with the words you hear.



The Zoo

Many animals live at the Zoo: bears, monkeys, rabbits, lions. The _____ is brown. Monkeys can jump and _____ the trees. The lion is very big. It is the king of all animals. The rabbits are grey and very lovely. You can see 3 _____ and two crows in the tree. The parrots are red, yellow, green and blue. The _____ are black. There is a big _____ there. The dog has got three puppies. They are very funny.

4 PW Check your answers with your partner.


5 GW Answer the questions. Write the answers in your notebook.

- * How many animals are there in the picture?
- * Where are the monkeys?
- * Where are the puppies?
- * Are the animals happy at the Zoo?



6 Write a short dialogue "At the Zoo".

Funny Animals

- 1 GW Read the story «Three little bears» and act out in your group.



Funny Animals



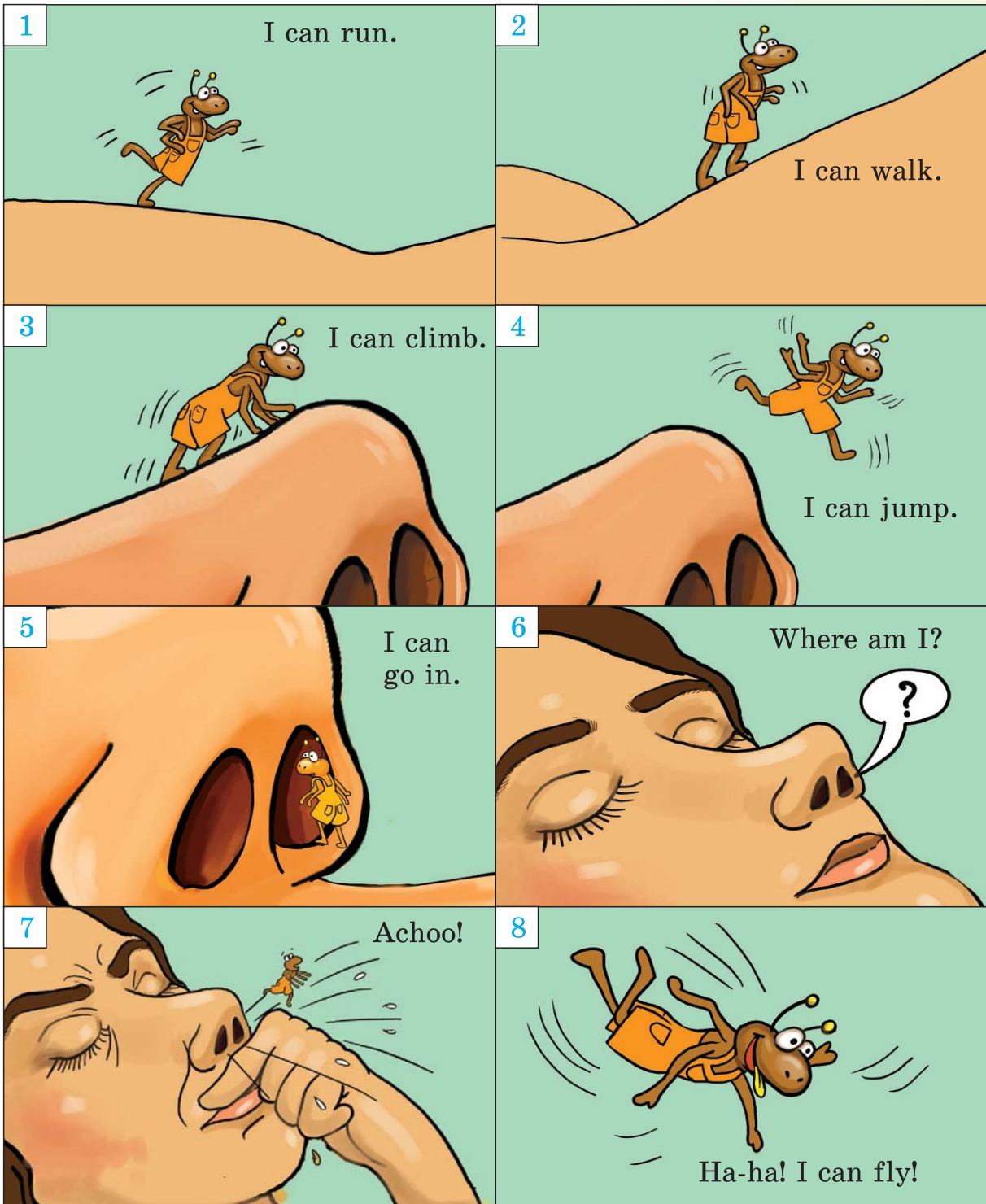
2 Answer the questions.

1. How many bears are there in the story?
2. What can you see under the tree?
3. Whose honey is it?

3 Write about your funny animal.

Funny Animals

4 Read the story «I can fly» and show what the ant is doing.



In the Playground

Pre-reading task. Answer the questions.

- * Is there a playground near your house?
- * Do you often go to the playground?
- * What can you do in the playground?

1 What can you see in a playground? Read the text and find the words in the picture.



In The Playground

It is a beautiful day in the park. The sun is shining. In the middle of the playground there is a pink **roundabout**. On the left of the roundabout there is a green **slide**. A boy and a girl are on the round about. They are very happy.

A boy is going down the slide. On the right of the roundabout there are 2 yellow **swings**. A girl is on a swing. The children like to play in the playground.

In the Playground


2 PW Ask your partner questions and get answers.

- * What games do you play in the playground?
- * What playground rules do you know?

3 What is the rule? Look at the pictures.
Read the sentences and remember the rules.




Put all your rubbish in the bin.



Never push other children.



Don't stand or run in front of the swings.



Always wait your turn.

In the Playground

- 4** Sing a song and find the pictures of children in the song.



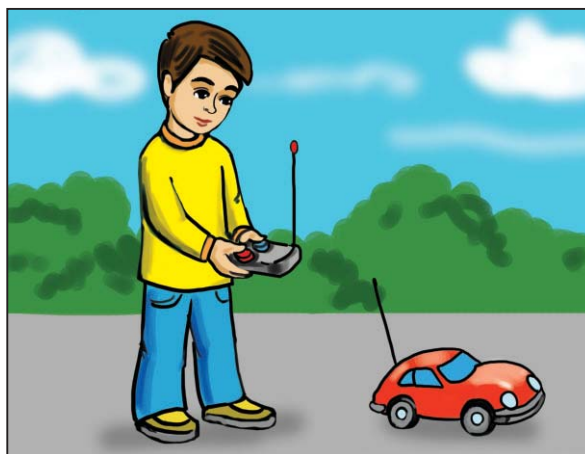
laughing



playing football



swinging



playing with a toy car

Playing in the Playground





Playing in the playground,
Having lots of fun,
Playing in the playground,
Good for everyone.
Laughing in the sunshine,
Do it every day.

Playing in the playground,
Lots of games to play.
Swinging in the playground,
Playing football too.
Playing with a toy car,
Lots of things to do.

- 5** Write a short dialogue “In the playground”.

Outdoor Games

- 1 GW What kind of team sports do you know?
- 2 Look at the pictures and remember outdoor games.



- 3 PW Ask your partner about *his/her* favourite team sport.
 1. What is your favourite team sport?
 2. Where do you play team sport?
 3. How many people are there in your team?
- 4 Write about your favourite sport.

Outdoor Games

5 Look at the picture and say “Why are the players happy?”



- * What is number 1 player?
- * What is number 2 player?
- * What is number 9 player?

WIN, WIN, WIN !!!!!

One, two, three, four
How about another score?
Two, four, six, eight
We're going to win!
Hey goalkeeper get that ball
Hey defender get that ball
Now the striker's passed them all
At the front and tries to score
Yes! A goal and that's one more – Come on!
One, two, three, four
How about another score?
Two, four, six, eight
We're going to win!



GRAMMAR

The Present Simple Tense

I go
You go
He (she, it) goes

We go
You go
They go

Question

Do I go? Do we go?
Do you go? Do you go?
Does he (she, it) go? Do they go?

Negative

I do not go.
You do not go.
He /she/ it does not go.

We do not go.
You do not go.
They do not go.

do not=don't
does not=doesn't



Simple Present Tense

I
You
We
They

often go to picnic.

We use *always, often, usually, every day, after school* in Simple Present Tense.

like + verb + ing

I like eating fruit.
Brian likes drinking juice.

Alternative questions

Is it a book or a copybook?
It is a book.

Are they books or copybooks?
They are books.



There is/ There are

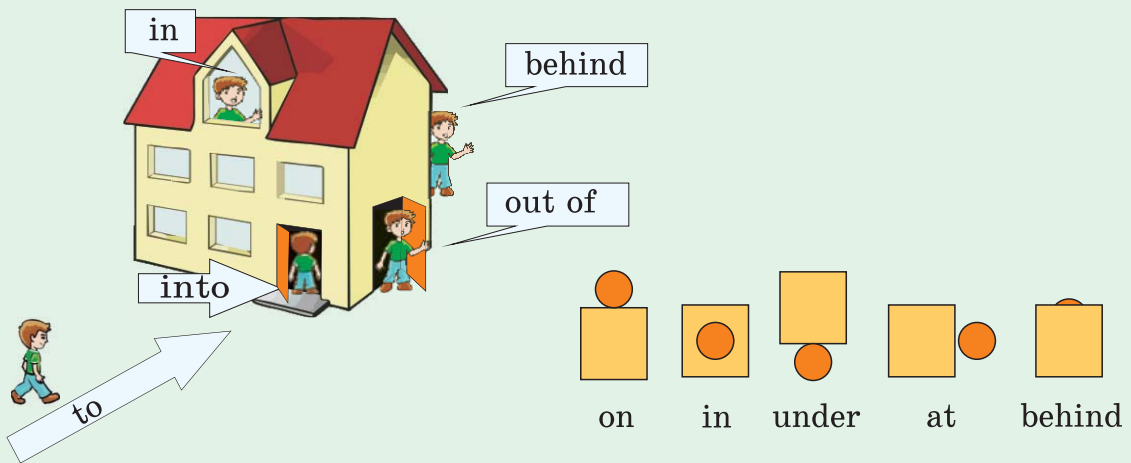
There is a book on the table.
Is there a book on the table?
Yes, there is/ No, there isn't.
There isn't a book on the table.

There are books on the table.
Are there books on the table?
Yes, there are/ No, there aren't.
There aren't books on the table.

GRAMMAR

Months	Dates		
January ['dʒænjuəri]	1 st	January	The first of January
February	2 nd	February	The second of February
March [mɑ:tʃ]	3 rd	March	The third of March
April ['eɪprəl]	4 th	April	The fourth of April
May [meɪ]	5 th	May	The fifth of May
June [dʒu:n]	12 th	June	The twelfth of June
July [dʒu:'laɪ]	15 th	July	The fifteenth of July
August ['ɔ:gəst]	21 st	August	The twenty first of August
September [sep'tembə]	22 nd	September	The twenty second of September
October [ɒk'təʊbə]	23 rd	October	The twenty third of October
November [nou'vembə]	30 th	November	The thirtieth of November
December [dr'sembə]	31 st	December	The thirty first of December

Prepositions



in winter
in spring
in summer
in autumn
in a year

on the 1st of January
on the 2nd of February
on the 3rd of March
on the 4th of April
on the 22nd of May

Plural of nouns

a sheep
a person
a mouse

sheep
people
mice

a man
a woman
a child

men
women
children

PHONETICS

Iː	ɪ	ʊ	uː	ɪə
READ	SIT	BOOK	TOO	HERE
eɪ	e	ə	ɜː	ɔː
DAY	MEN	AMERICA	WORD	SPORT
ʊə	ɔɪ	əʊ	æ	ʌ
TOUR	BOY	GO	CAT	CUT
ɑː	ɒ	eə	aɪ	aʊ
PART	NOT	WEAR	MY	HOW

p	b	t	d	tʃ	dʒ
PEN	BED	TIME	DO	CHAIR	JUMP
k	g	f	v	θ	ð
KITE	GO	FIVE	VERY	THINK	THE
s	z	ʃ	ʒ	m	n
SIX	ZOO	SHORT	PLEASURE	MILK	NO
ŋ	h	l	r	w	j
SING	HELLO	LIVE	READ	WINDOW	YES

ENGLISH VOCABULARY

English	Transcription	Azerbaijani	Russian	Georgian
A				
again	[ə'gen]	təzədən	снова	ერთხელ
all	[ɔ:l]	bütün	все	ყველა
always	['lweɪz]	həmişə	всегда	ყოველთვის
art	[ɑ:t]	incəsənət, rəsm dərsi	искусство, рисование	ხელოვნება, მხატვრობა
B				
baseball	['beɪsbɔ:l]	beysbol	бейсбол	ბეისბოლის
basketball	['bɑ:skɪtbɔ:l]	basketbol	баскетбол	კალათბურთის
bear	[beə]	ayı	медведь	დათვი
beautiful	['bjʊ:təfʊl]	qəşəng, gözəl	красивый	ლამაზი
begin	[brɪ'gɪn]	başlamaq	начинать	დაწყება
behind	[brɪ'haɪnd]	arxasında	за	უკან
between	[brɪ'twi:n]	arasında	между	შორის
birthday	['bɜ:θdeɪ]	ad günü	день рождения	დაბადების დღე
body	['bɒdɪ]	bədən	тело	სხეულის
bonfire	['bɒn,faɪə]	tonqal	костер	კოცონი
(a) bowl of chicken soup	[ə'baʊl ɔv 'tʃɪkɪn su:p]	bir kasa çüçə şorbası	миска куриного супа	თასი ქათმის სუპი
bread	[bred]	çörək	хлеб	პური
brush	[brʌʃ]	şotka, fırça	щётка, кисть	ფუნჯი, ფუნჯი
build	[bɪld]	tikmək	строить	აშენება
C				
cake	[keɪk]	tort	пирожное, торт	ტორტი, ნამცხვარი
calendar	['kælɪndə]	təqvim	календарь	კალენდარი
call	[kɔ:l]	çağırmaq	звать	დარეკეთ
canal	[kə'næl]	kanal	канал	არხი
candy	['kændɪ]	şirni	сладость	სიტკბოს
canteen	[kæn'ti:n]	yeməlxana	столовая	სასადილო
carrot nose	['kærət nouz]	yerkökü burun	морковный нос	სტავილოს ცხვირი
century	['sentʃəri]	əsr	век	საუკუნის
cheese	[tʃi:z]	pendir	сыр	ყველი
chicken	['tʃɪkɪn]	cüçə	цыпленок	ქათამი
children	['tʃɪldrən]	uşaqlar	ребята	ბავშვები
chocolate	['tʃɔkəleɪt]	şokolad	шоколад	შოკოლადი
circle	['sə:kl]	dairə	круг, окружность	წრე
clean	[kli:n]	təmiz, təmizləmək	чистый, чистить	სუფთა, გასუფთავება
clever	['klevə]	ağıllı	умный	ჭკვიანი
climb	[klaɪm]	dırmaşmaq	подниматься	ასვლა
clothes	[klaʊðz]	paltarlar	одежда	ტანსაცმელი
coffee	['kɒfi]	kofe	кофе	ყავა

English	Transcription	Azerbaijani	Russian	Georgian
cold	[kould]	soyuq	холод	ცივი
coloured eggs	['kleəd eg]	boyanmış yumurtalar	крашеные яйца	მოხატული კვერცხები
come in	[kʌm ɪn]	ıçəri gəlmək	входить	შესვლის
come out	[kʌm aʊt]	çıxmaq (otaqdan çölə)	выходить (из комнаты наружу)	წავიდეთ (გარეთ ოთახში)
computer	[kəm'pjʊ:tə]	kompyuter	компьютер	კომპიუტერული
computer game	[kəm'pjʊ:tə geɪm]	kompyuter oyunu	компьютерная игра	კომპიუტერული თამაშ
cookie	['kuki]	peçeniya	печенье	ნაჭდევები
cousin	['kʌzn]	əmiqızı, əmioğlu	двоюродный брат	დეიდაშვილი (დის)
cricket	['krikɪt]	kriket (ağacla oynanılan top oyunu)	(сестра) крикет (игра)	კრიკეტი (ხეები დროს ბურთის თამაში)
crocodile	['krəkədəɪl]	timsah	крокодил	ნოანგების
crow	[krəʊ]	qarğa	ворона	ქათამსა
cucumber	['kju:kəmbə]	xiyar	огурец	კიტრი
cupboard	['kʌbəʊd]	büfət	буфет	ბუფეტი
clear	[kliə]	aydın	чистый	სუფთა
D				
dance	[da:ns]	rəqs, rəqs etmək	танец, танцевать	ცეკვა
decorate	['dekəreɪt]	bəzəmək	украшать	დაამშვენებს
delicious	[drɪ'liʒəs]	dadlı	вкусный	გემრიელი
diamond	['daɪəmənd]	brilyant	бриллиант	ალმასის
disk	[dɪsk]	disk	диск	დისკზე
dizzy	['dɪzi]	başgicəlləndirici	головокружительный	თავბრუდამხვევი
dress	[dres]	geyim	одежда	ტანსაცმელი
during	['dʒuəriŋ]	ərzində	в течение	ვარგლებში
E				
eagle	['i:gl]	qartal	орёл	არწივი
easy	['i:zi]	asan	легкий, легко	მსუბუქი, ადვილად
eat	[i:t]	yemək	есть, кушать	ჭამა
elephant	['elɪfənt]	fil	слон	სპილოები
engineer	[,endʒɪ'nɪə]	mühəndis	инженер	ინჟინერი
enjoy	[ɪn'dʒɔɪ]	həzz almaq	наслаждаться	სარგებლობენ
every	['evri]	hər	каждый	თითოეულ
F				
favourite	['feɪvəɪt]	sevimli	любимый	საყვარელი
fine	[faɪn]	yaxşı	прекрасно	ჯარიმა
flower	['flaʊə]	gül	цветок	ყვავილების
fly	[flaɪ]	uçmaq	летать	ფრენა
food	[fu:d]	ərzaq	продукты питания	პროდუქცია
football	['fʊtbɔ:l]	futbol	футбол	ფეხბურთი

English	Transcription	Azerbaijani	Russian	Georgian
forest	['fɒrɪst]	məşə	лес	ხის
free time	[fri: taɪm]	boş vaxt	свободное время, досуг	თავისუფალი დრო, დასვენების
fruit	[fru:t]	meyvə	фрукты	ხილი
funny	['fʌnɪ]	gülməli	смешной	სასაცილო
G				
game	[geɪm]	oyun	игра	თამაში
garden	['gɑ:dn]	bağ	сад	ბაღში
get ready	[get 'redɪ]	hazır olmaq	быть готовым	იქნება მზად
get up	[get ʌp]	yuxudan qalxmaq	подняться с постели	გავიდნენ საწოლი
granddaughter	['græŋ,dɔ:tə]	qız nəvəsi	внучка	შვილიშვილი
grape	[greɪp]	üzüm	виноград	ყურძენი
ground	[graʊnd]	yer	земля	დედამიწაზე
H				
half past	[ha:f pɑ:st]	yarı	половина	ნახევარი
happy	['hæpɪ]	şən	счастливый	ბედნიერი
hat	[hæt]	şlyapa	шляпа	ქუდი
heart	[hɑ:t]	ürək	сердце	გული
high	[haɪ]	yüksək	высокий	სიმაღლის
hobby	['hɒbɪ]	hobbi	хобби, любимое занятие	ინტერესები, საყვარელი ჰობი
hokey	['həʊkɪ]	xokkey	хоккей	ჰოკეის
holiday	['hɒlɪdeɪ]	bayram, tətil	праздник, каникулы	დღესასწაული, დასვენება
honey	['hʌnɪ]	bal	мёд	თაფლი
horse	[hɔ:s]	at	лошадь	ცხენი
hot	[hɒt]	isti	горячий	ცხელი
hot drink	[hɒt drɪŋk]	isti içki	горячий напиток	ცხელი სასმელი
hour	['aʊə]	saat	час	საათი
I				
ice-cream	['aɪs'kri:m]	dondurma	мороженое	ნაყინი
interesting	['ɪntrɪstɪŋ]	maraqlı	интересный	საინტერესო
in front of	[ɪn frʌnt əv]	qarşısında	перед, напротив	პირიქით
J				
juice	[dʒu:s]	meyvə şirəsi	фруктовый сок	ხილის წვენი
jump	[dʒʌmp]	tullanmaq	прыгать	ნახტომი
K				
keyboard	['ki:bɔ:d]	klaviatura	клавиатура	კლავიატურის
know	[nou]	bilmək	знать	ვიცი

English	Transcription	Azerbaijani	Russian	Georgian
L				
laugh	[lɑ:f]	gülmək	смеяться	სიცილი
letter box	['letə bɒks]	məktub qutusu	почтовый ящик	საფოსტო ყუთი
lie in the sun	[lai ɪn ðə sʌn]	günəş altında uzanmaq	лежать на солнце	ტყუის, რომ მზე
like	[laɪk]	xoşlamaq	нравиться	მოსწონს
lion	['laɪən]	şir	лев	ლომი
listen	['lɪsn]	qulaq asmaq	слушать, слышать	გესმის, მოვისმინოთ
literature	['lɪtərɪtʃə]	ədəbiyyat	литература	ლიტერატურა
live	[lɪv]	yaşamaq	жить	ცხოვრება
look out	[luk aʊt]	göz gəzdirmək	искать	ძიება
love	[lʌv]	sevmək	любить	მიყვარს
lovely	['lʌvli]	gözəl, dadlı (yeməkdə)	любимое, вкусное (в еде)	საყვარელი, გემრიელი (საკვები)
lunch	[lʌntʃ]	qəlyənlı	завтрак	საუზმე
M				
make a bed	[meɪk ə bed]	çarpayını düzəltmək	поправлять постель	სწორი საწოლი
make sure	[meɪk ʃʊə]	əmin olmaq	быть уверенным	რა თქმა უნდა
many	['meni]	çox	много	ბევრი
math	[ˈmæθ]	riyaziyyat	математика	მათემატიკის
melt	[melt]	ərimək	таять	დნობა
message	['mesɪdʒ]	məktub	письмо, сообщение	ფოსტის გაგზავნა
midnight	['mɪdnɑ:t]	gecəyarı	полночь	შუალამისას
milk	[mɪlk]	süd	молоко	რძე
monitor	['mɒnɪtə]	monitor	монитор	მონიტორის
month	[mʌnθ]	ay	месяц	თვის
mouse (mice)	[maʊs]	siçan	мышь, мыши	თაგვი, თაგვის
move	[mu:v]	hərəkət etmək	двигаться	ნაბიჯი
N				
nationality	[ˌnæʃə'nælɪti]	milliyyət	национальность	მოქალაქეობა
near	[nɪə]	yaxın	рядом, недалеко	ახლოს, ახლოს
next year	[nekst jɪə]	gələn il	в будущем году	მომავალ წელს
night	[naɪt]	gecə	ночь	ღამის
number	['nʌmbə]	nömrə	номер	ნომერი
nut	[nʌt]	fındıq	орешки	კაკალი
O				
often	[ɔ:fən]	tez-tez	часто	ხშირად
on foot	[ɒn fu:t]	piyada, ayaqla	пешком	ფეხით
on the left	[ɒn ði: left]	solda	слева	დარბა
on the right	[ɒn ði: raɪt]	sağda	справа	უფლება
on top of	[ɒn tɒp əv]	üstündə	на, над	ზე, მეტი
out of	[aʊt əv]	içəridən çölsə, kənarda	наружу	გარეთ

English	Transcription	Azerbaijani	Russian	Georgian
outdoor games	['autdɔ:'geɪmz]	çöl oyunları	игры под открытым	ღია ცის ქვეშ
oval	['əʊvəl]	oval	небом	თამაშები
oven	['ʌvən]	soba	овальный	ოვალური
over	['oʊvə]	zirvədə, başda	печка, плита	ღუმელი, გაზქურა
P				
a piece of cheese	[əpi:s əv tʃi:z]	bir tikə pendir	кусок сыра	ყველის ნაჭერი
paint	[peɪnt]	şəkil çəkmək	рисовать	მიაპყროს
parrot	['pærət]	tutuquşu	попугай	თუთიყუშის
party	['pɑ:ti]	şənlik	вечеринка	პარტიის
past	[pɑ:st]	keçmiş	прошедший	ბოლო
pen-friend	[pen frend]	qələm dostu	друг по переписке	მიმოწერის მეგობარი
people	['pi:pl]	camaat	люди, народ	ხალხს
person	['pɜ:sn]	şəxs	лицо, персона	პირი, პირის
pet	[pet]	sevimli ev heyvanları	домашние животные	შინაური ცხოველები
picnic	['pɪknɪk]	piknik	пикник	პიკნიკი
pistachio	[pɪs'tɑ:ʃtəʊ]	püştə	фисташка	ფისტასი
plate	[pleɪt]	boşqab	тарелка	კერძი
play	[pleɪ]	oynamaq	играть	ითამაშოს
playground	['pleɪgraʊnd]	oyun meydançası	игровая площадка	სათამაშო მოედანი
please	[pli:z]	buyurun	пожалуйста	გთხოვთ
potato	[pə'tetəʊ]	kartof	картофель	კარტოფილი
present	['preznt]	indiki	настоящий	რეალური
printer	['prɪntə]	printer	принтер	პრინტერი
programme	['prɒgræm]	proqram	программа	პროგრამა
public	['pʌblɪk]	ictimaiyyət	общественный	საჯარო
puppy	['pʌpi]	küçük	щенок	ლეკვი
push	[puʃ]	itələmək	толкнуть	ხელის კვრა
put on	[put ɔn]	geyinmək	надевать	დააყენა
put together	[put tə'geðə]	birləşdirmək	соединять	დაკავშირება
Q				
quarter	['kwɔ:tə]	dördü bir, 15 dəq.	четверть, 15 минут	მეოთხე, 15-ე წუთზე
R				
ready	['redɪ]	hazır	готовый	მზად
really	['ri:əlɪ]	həqiqətən	в самом деле	მართლაც
referee	['refə'ri:]	hakim	судья	მოსამართლე
rise	[raɪz]	qalxmaq	подниматься	ასვლა
river	['rɪvə]	çay	река	მდინარე
round	[raʊnd]	dəyirmi	круглый	რაუნდი

English	Transcription	Azerbaijani	Russian	Georgian
roundabout	['raundəbaut]	yelləncək	карусель	კარუსელის
rubbish	['rʌbɪʃ]	zibil	мусор	ნაგავი
rubbish bin	['rʌbɪʃ bin]	zibil qabı	мусорный ящик	სანაგვე ყუთი
rule	[ru:l]	qayda	правило	წესი
run	[rʌn]	qaçmaq	бегать	პერსპექტივაში
S				
salad	['sæləd]	salat	салат	სალათი
sand house	[sænd haus]	qum ev	домик из песка	ქვიშის სახლი
sandwich	['sænwiɪdʒ]	səndviç	сэндвич	სენდვიჩის
santa claus	[santa klɔ:z]	şaxta baba	дед мороз	ბაბუა ყინვის
say	[seɪ]	demək	говорить, сказать	ვთქვამთ, ვუთხრა
schoolyard	['sku:lja:d]	məktəb həyəti	школьный двор	სკოლებისათვის
season	['si:zn]	fəsil	время года	სეზონი
shape	[ʃeɪp]	forma	форма	ფორმა
sheep	[ʃi:p]	qoyun	овца	ცხვარი
shine	[ʃaɪn]	parlamaq	светить	ბრწყინავს
ship	[ʃɪp]	gəmi	корабль	გემი
shop	[ʃɒp]	mağaza	магазин	მაღაზია
skill	[skɪl]	bacarıq	умение	უნარი
skip	[skɪp]	sıçramaq, hoppanmaq	прыжок, прыгать	ნახტომი, ხტომა
slide	[slaɪd]	sürüşmə	скольжение, скользить	სრილი, გასრიალება
snowball	['snəubɔ:l]	qar topu	снежок	თოვლის გუნდა
snowman	[snow mən]	qar adam	снеговик	თოვლის
soccer	['sɒkə]	futbol	футбол	ფეხბურთი
sometimes	['sʌmtaɪmz]	bəzən	иногда	ზოგჯერ
speak	[spi:k]	danışmaq	говорить	საუბარი
specially	['speʃəli]	xüsusi	особенно	განსაკუთრებით
spin	[spɪn]	fırlatmaq	крутить(ся), вращать(ся)	ტრიალი
spring	[sprɪŋ]	yaz	весна	გაზაფხულზე
square	[skweə]	meydan	площадь	ტერიტორიაზე
stamp	[stæmp]	marka	марка	მარკა
star	[sta:]	ulduz	звезда	ვარსკვლავი
story	['stɔ:ri]	hekayə	рассказ	ამბავი
subject	['sʌbdʒɪkt]	mövzu, fənn	тема, предмет	თემა, სათაური
suddenly	['sʌdnli]	qəflətən	вдруг, неожиданно	მოულოდნელად

English	Transcription	Azerbaijani	Russian	Georgian
summer	['sʌmə]	yay	лето	ზაფხულში
summer-house	['sʌməhaus]	bağ evi	дачный дом	დღესასწაული სახლში
sweet	[swi:t]	konfet, şirin	конфета, сладость	კამფეტი, ტკბილეულობა
swim	[swɪm]	üzmək	плавать	ცურვა
swimming	['swɪmɪŋ]	üzgüçlülük	плавание	საცურაო
swing	[swɪŋ]	yelləncək	качели	საქანელა
symbol	['sɪmbəl]	simvol	символ	სიმბოლო
T				
take	[teɪk]	götürmək	брать	მიიღოს
talk	[tɔ:k]	söhbət etmək	беседовать, поговорить	განხილვა, განხილვა
taxi	['tæksɪ]	taksi	такси	ტაქსის
team sport	[ti:m spɔ:t]	idman komandası	спортивная команда	სპორტული გუნდი
tennis	['tenɪs]	tennis	теннис	ჩოგბურთის
the sun	[ðə sʌn]	günəş	солнце	მზე
time	[taɪm]	vaxt	время	დრო
tomato	[tə'mɑ:tou]	pomidor	помидор	ტომატის
tourist	['tuəɪst]	turist	турист	ტურისტული
tray	[treɪ]	padnos, sini	поднос	უჯრა
triangle	['traɪæŋɡl]	üçbucaq	треугольник	სამკუთხედის
turn	[tɜ:n]	çevrilmək	перевернуться, повернуться	ჩაებარებიანა, გახდეს
U				
uncle	['ʌŋkl]	əmi, dayı	дядя	ბიძა
under	['ʌndə]	altında	под	ქვეშ
until	[ən'tɪl]	qədər,-dək	до	იქამდე
usually	['ju:ʒuəli]	adətən	обычно	როგორც წესი
V				
village	['vɪlɪdʒ]	kənd	селение, деревня	სოფელი, სოფელი
volleyball	['vɒlɪbɔ:l]	volleybol	волейбол	ფრენბურთის

English	Transcription	Azerbaijani	Russian	Georgian
W				
wait for	[weɪt fɔ:]	gözləmək	ждать, ождать	აველოდოთ, დაველოდოდ
walk	[wɜ:k]	gəzmək	ходьба	ფეხით
want	[wɔnt]	istəmək	хотеть, желать	მინდა, მინდა
wash hands and face		əl-üzünü yumaq	умываться	დაბანვა
wave	[weɪv]	dalğa	волна	ტალღა
weather	[ˈweðə]	hava	погода	ამინდი
website		İnternet səhifəsi	страница Интернета	ვებ-გვერდი
win	[wɪn]	qalib gəlmək	победить	სცემეს
winter	[ˈwɪntə]	qış	зима	ზამთრის
with	[wɪð]	ilə (la, lə)	с	ერთად
work	[wɜ:k]	iş, işləmək	работа, работать	სამუშაო, სამუშაო

Y				
yam-yam	[jæm-jæm]	yam-yam, ləzzətli	вкусно	გემრიელი
year	[jɪə]	il	год	წელი

Z				
zebra	[ˈzi:brə]	zebr	зебра	ზებრა



Numerals				
English	Transcription	Azerbaijani	Russian	Georgian
eighty	['eɪtɪ]	səksən	восемьдесят	ოთხმოცი
forty	['fɔːtɪ]	qırx	сорок	ორმოცი
fifty	['fɪftɪ]	əlli	пятьдесят	ორმოცდაათი
hundred	['hʌndrəd]	yüz	сто	ასი
ninety	['naɪntɪ]	doxsan	девяносто	ოთხმოცდაათი
sixty	['sɪksɪ]	altmış	шестьдесят	სამოცი
seventy	['sevntɪ]	yedmiş	семьдесят	სამოცდაათი
twenty	['twentɪ]	iyirmi	двадцать	ოცი
thirty	['θɜːtɪ]	otuz	тридцать	ოცდაათი
Days of the week				
Sunday	['sʌndɪ]	bazar günü	воскресенье	კვირა
Monday	['mʌndɪ]	bazar ertəsi	понедельник	ორშაბათი
Tuesday	['tjuːzdi]	çərşənbə axşamı	вторник	სამშაბათი
Wednesday	['wenzdi]	çərşənbə	среда	ოთხშაბათი
Thursday	['θɜːzdi]	cümə axşamı	четверг	ხუთშაბათი
Friday	['fraɪdi]	cümə	пятница	პარასკევი
Saturday	['sætədi]	şənbə	суббота	შაბათი
Country, nationality and place names				
Caspian sea	['kæspɪən'siː]	Xəzər dənizi	Каспийское море	კასპიის ზღვის
Australia	[ɒs'treɪljə]	Avstraliya	Австралия	ავსტრალიაში
Buckingham palace		Bukingem sarayı	Букингемский дворец	ბუკინგემის სასახლეში
Big Ben	[big ben]	Big Ben	Биг Бен	დიდი ბენი
The British museum	['brɪtɪʃ mjuː'ziəm]	Britaniya muzeyi	Британский музей	ბრიტანეთის მუზეუმში
England	['ɪŋɡlənd]		Англия	ინგლისი
English	['ɪŋɡlɪʃ]	ingiliscə, İngilis	английский, англичанин	ინგლისური
Irish	['aɪərɪʃ]	irlandca, irlandiyalı	ирландский, ирландец	ირლანდიური
London Bridge	['lʌndən brɪdʒ]	London körpüsü	лондонский мост	ლონდონის ხიდი
Northern Ireland	['nɔːðən 'aɪələnd]	Şimali İrlandiya	Северная Ирландия	ჩრდილოეთ ირლანდიის
Scottish	['skɒtɪʃ]	şotlandca, Şotland	шотландский, шотландец	იხილეთ
Trafalgar square	[trafalgar skweə]	Tıraqlar meydanı	Трафальгарская площадь	ტრაფალგარის მოედანზე
The USA		ABŞ	США	აშშ
The United Kingdom		Birləşmiş Krallıq	Соединенное королевство	გაერთიანებული სამეფო
Wales		Uels	Уэльс	უელსი
Welsh		uelsli	уэльский, уэльсец	დოღში

Expressions

English	Transcription	Azerbaijani	Russian	Georgian
have a good time	[hæv ə gud taɪm]	yaxşı vaxt keçirmək	хорошо провести время	კარგი დრო გაატარე
here you are	[hiə ju: ɑ:]	buyurun	пожалуйста	აი, იხეზე
see you	[si: ju:]	görüşənədək	пока, до встречи	გნახავ
welcome	['welkəm]	xoş gəlmişsiniz	добро пожаловать	მისასალმებელი
how long	[hau lɒŋ]	nə qədər müddət	как долго	რამდენად ხანგრძლივი
how nice	[hau naɪs]	nə gözəl	чудесно	შესანიშნავად
you are right	[ju: ɑ: raɪt]	düz deyirsən, haqlısan	ты прав (вы правы)	თქვენ უფლებას
you are welcome	[ju: ɑ: welkəm]	buyurun, xoş gəldiniz	добро пожаловать	მისასალმებელი
happy New Year	['hæpi nju: jɪə]	yeni ilin mübarək	с Новым годом	ბედნიერი ახალი წელი
see the New Year in		yeni ili qarşılamaq	встречать Новый год	ვხედავ ახალ წელს
see the Old Year off		köhnə ili yola salmaq	проводить старый год	გააცილს ძველი წელი
good morning	[gud 'mɔ:nɪŋ]	sabahın xeyir	доброе утро	დილა
good afternoon	[gud 'ɑ:ftə'nu:n]	günortan xeyir	добрый день	კარგი დღის მეორე ნახევარში
good evening	[gud 'i:vnɪŋ]	axşamın xeyir	добрый вечер	კარგი საღამო
good night	[gud naɪt]	gecən xeyrə	доброй ночи	კარგი ღამით
good appetite	[gud 'æptɪtaɪt]	nuş olsun	приятного аппетита	კარგი მადა
good luck	[gud [lʌk]	uğurlar olsun	удачи	გისურვებთ წარმატებას



İNGİLİS DİLİ 4
Ümumtəhsil məktəblərinin 4-cü sinfi üçün
İngilis dili (əsas xarici dil kimi) fənni üzrə
DƏRSLİK

Tərtibçi heyət:

Müəlliflər:	<i>Nərinə Mehdiqızı Əliyeva</i> <i>Gülşən Xanlar qızı Hüseynova</i> <i>Rəfiqə Həmid qızı Əliyeva</i>
Redaktor	<i>Elşad Əzizova</i>
Bədii və texniki redaktor	<i>Abdulla Ələkbərov</i>
Rəssamlar	<i>Gündüz Ağayev, Nailə Zülfüqarova</i>
Dizayner	<i>Təhmasib Mehdiyev</i>
Korrektor	<i>Ülkər Şahmuradova</i>

Azərbaycan Respublikası Təhsil Nazirliyinin
17.06.2011-ci il tarixli 1133 №-li
əmrinə təsdiq edilmişdir.

© Azərbaycan Respublikası Təhsil Nazirliyi — 2017

Müəlliflik hüquqları qorunur. Xüsusi icazə olmadan bu nəşri və yaxud onun hər hansı hissəsini yenidən çap etdirmək, surətini çıxarmaq, elektron informasiya vasitələri ilə yaymaq qanuna ziddir.

Hesab-nəşriyyat həcmi 8,9. Fiziki çap vərəqi 10.
Formatı 57x82 1/8.
Səhifə sayı 80. Ofset kağızı. Məktəb qarnituru. Ofset çapı.
Tiraj 37837. Pulsuz. Bakı—2017.

«Təhsil Nəşriyyat-Poliqrafiya» MMC
Bakı, AZ 1052, F.Xoyski küç., 121^A

PULSUZ